



SMP Series Standard Motor Pumps

SMP, SMX and VSMP



Experience In Motion

SMP Series Standard Motor Pumps

Offering broad coverage for general industrial services

The horizontal frame-mounted SMP single-stage, standard motor pump has evolved as Flowserve design engineers have anticipated the growing and diverse applications requiring economical and reliable pumping. Their attention to the SMP's mechanical construction, materials and hydraulics has resulted in unsurpassed satisfaction and low lifecycle costs for users.

Complementary pump designs

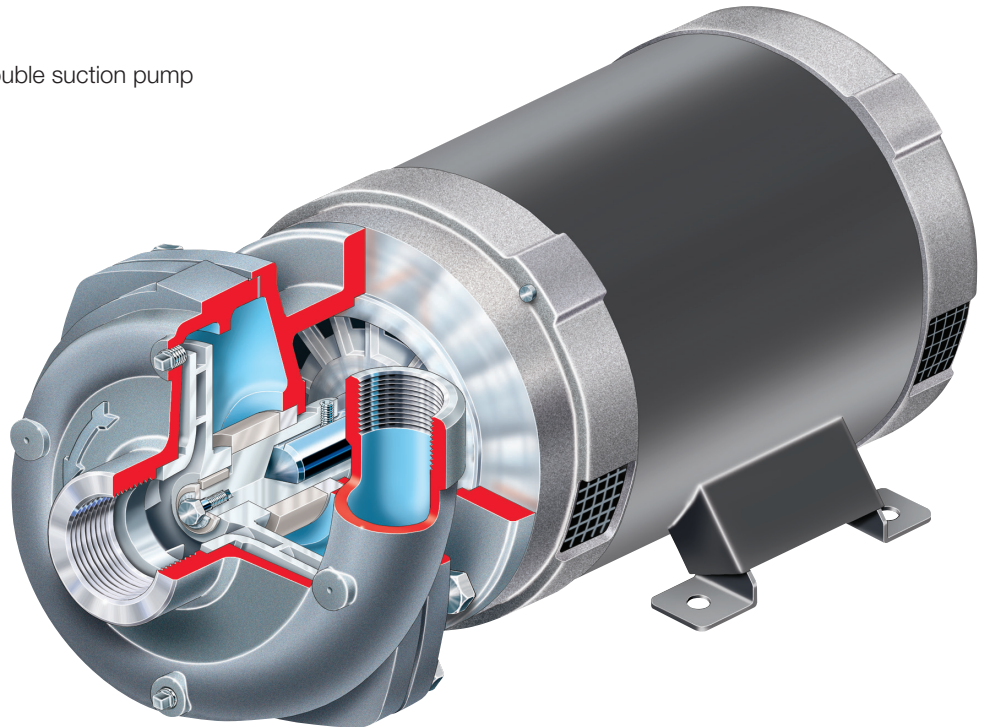
- D800 general industry pump
- LR between bearings, axially split, double suction pump
- MEN end suction water pump

Applications

- General industry
- Water supply
- Water treatment
- Parts washers
- HVAC
- Chillers
- Dishwashers

SMP operating parameters

- Flows to 135 m³/h (600 gpm)
- Heads to 70 m (220 ft)
- Pressures to 12 bar (175 psi)
- Temperatures from -40°C to 120°C (-40°F to 250°F)



Features and benefits


High-efficiency, semi-open or closed impellers in standard glass-reinforced polymer or optional cast iron, bronze or 316 SS to suit service conditions. Impellers are keyed to shaft for positive drive and provide maximum efficiency.

Back pull-out design facilitates routine inspection and maintenance.


Self-aligned mechanical seal, with stainless steel parts, is positioned by the impeller, keeping pumped fluid away from the motor and minimizing leakage.

Industry-standard NEMA motors result in maximum flexibility, interchangeability and versatility.


Three SMP sizes



1000 Series for fractional hp services



2000 Series for 0.75 to 5.6 kw (1–7.5 hp) services requiring high efficiency

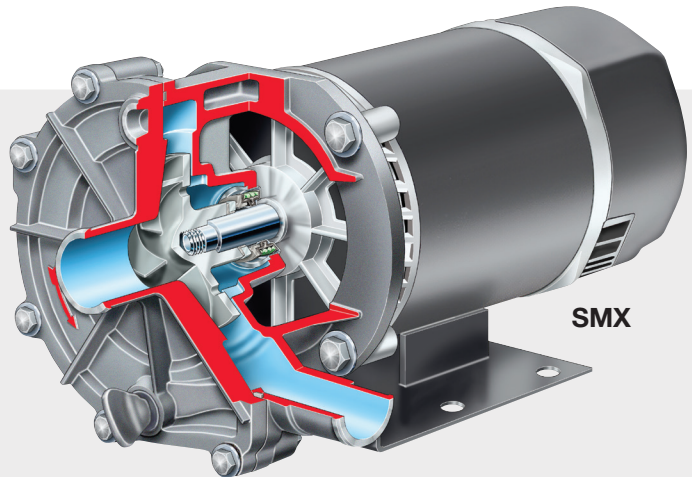


3000 Series for 3.8 to 15 kw (5–20 hp) services requiring high flow or high pressure

Stub shaft reduces lifecycle costs

The SMP employs a stub shaft design that permits use of readily available industry-standard motors. Furthermore, the stub shaft design allows shaft replacement in the field, without having to modify the motor.

- 416 stainless steel stub shaft standard on 1000 and 2000 series
- Optional 316 stainless steel stub shaft standard on 1000 and 2000 series
- 3000 series shaft is integral with motor shaft and protected with 416 stainless steel sleeve



SMX

Available non-metallic design (SMX)

- Polyphenylene sulfide (PPS) casing, adapter and impeller
- Standard NEMA 56J frame C-faced motor
- One and one-half inch port sizes enable convenient hose connection

SMX operating parameters

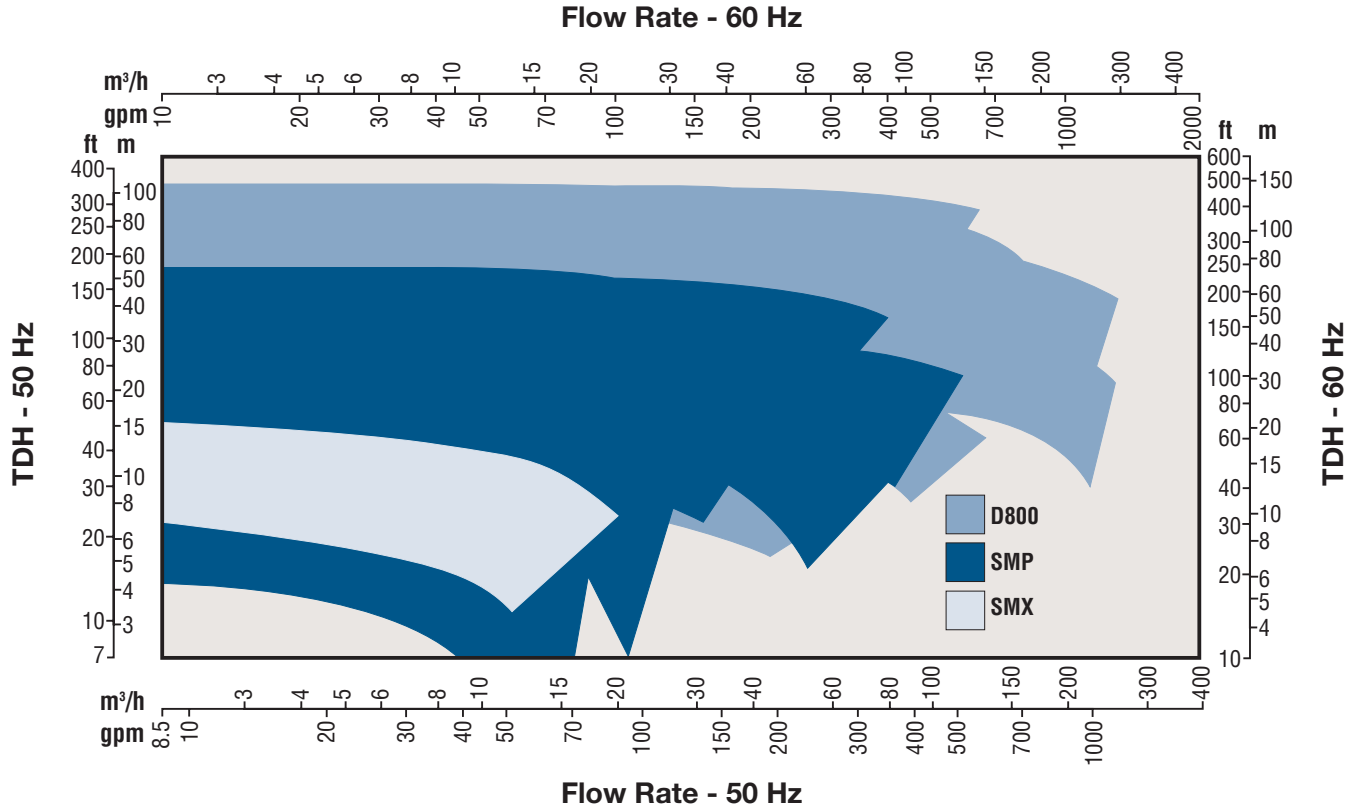
- Flows to 25 m³/h (100 gpm)
- Heads to 20 m (60 ft)
- Temperatures to 80°C (180°F)
- Pressures to 12 bar (175 psi)

Optional vertical immersion configuration (VSMP)

- True cantilever design with no shaft bushing
- Clamp-type mounting plate permits a wide variety of pump settings
- Vertical immersion design requires no mechanical seal and can pump dirty fluids
- Self-priming design eliminates need for check valves or venting at start-up



SMP and SMX Range Chart



Flowserve Corporation
 5215 North O'Connor Blvd.
 Suite 2300
 Irving, Texas 75039-5421 USA
 Telephone: +1 937 890 5839

Flowserve Corporation has established industry leadership in the design and manufacture of its products. When properly selected, this Flowserve product is designed to perform its intended function safely during its useful life. However, the purchaser or user of Flowserve products should be aware that Flowserve products might be used in numerous applications under a wide variety of industrial service conditions. Although Flowserve can provide general guidelines, it cannot provide specific data and warnings for all possible applications. The purchaser/user must therefore assume the ultimate responsibility for the proper sizing and selection, installation, operation, and maintenance of Flowserve products. The purchaser/user should read and understand the Installation Instructions included with the product, and train its employees and contractors in the safe use of Flowserve products in connection with the specific application.

While the information and specifications contained in this literature are believed to be accurate, they are supplied for informative purposes only and should not be considered certified or as a guarantee of satisfactory results by reliance thereon. Nothing contained herein is to be construed as a warranty or guarantee, express or implied, regarding any matter with respect to this product. Because Flowserve is continually improving and upgrading its product design, the specifications, dimensions and information contained herein are subject to change without notice. Should any question arise concerning these provisions, the purchaser/user should contact Flowserve Corporation at any one of its worldwide operations or offices.

©2018 Flowserve Corporation. All rights reserved. This document contains registered and unregistered trademarks of Flowserve Corporation. Other company, product, or service names may be trademarks or service marks of their respective companies.

PS-10-26b (E) March 2018