



# Vertical Turbine Snowmaking Pumps Models VTP and VPC



## ***The Most Rugged and Dependable Pumps in the Snowmaking Industry***

*Flowserve VTP and VPC vertical pumps are widely used in snowmaking systems at fine ski resorts and athletic venues the world over. With unmatched dependability and a proven record of experience in this industry, Flowserve vertical turbine pumps are the preferred choice in a business where performance on-demand is critical to success.*

For 25 years the world's largest manufacturer of pre-packaged pump stations for ski area snowmaking has been using Flowserve vertical turbine can (VPC) and wet pit (VTP) pumps for virtually all of their snowmaking installations. By utilizing these pumps they have been able to design a flow control station that provides constant discharge pressure, without fluctuation, for optimum snowmaking results.



VPC



VTP




*Flowserve manufactures one of the world's most comprehensive lines of mixed flow, diffuser type vertical turbine pumps. Their broad hydraulic coverage is well complemented by their application versatility.*

**VTP Vertical Turbine, Wet-Pit Pump**


The Flowserve VTP is a single case, wet-pit model designed for heavy-duty, continuous service in sumps, lakes, rivers and wells. Available with ASME Class 150, 300 and 600 raised face flanges, the VTP is well suited for high-pressure snowmaking systems.

**VTP Operating Parameters**

- Flows to 13 600 m<sup>3</sup>/h (60 000 gpm)
- Heads to 700 m (2300 ft)
- Pressures to 100 bar (1450 psi)
- Temperatures from -45°C (-50°F) to 200°C (400°F)



**VTP**



**VPC**





**VPC Vertical Turbine, Canned Pump**

The Flowserve VPC is a double casing, diffuser type vertical turbine pump. Available in single or multistage construction the VPC incorporates the proven hydraulics of the VTP pump into a double casing configuration. It is designed for continuous duty applications with limited NPSH.


**VPC Operating Parameters**

- Flows to 13 600 m<sup>3</sup>/h (60 000 gpm)
- Heads to 1070 m (3500 ft)
- Pressures to 100 bar (1450 psi)
- Temperatures from -45°C (-50°F) to 230°C (450°F)

**Available Options**

VTP and VPC vertical turbine pumps are available in a wide variety of configurations, constructions and materials to suit site and application requirements.

- Fabricated or cast iron discharge heads
- ASME Class 150, 300 or 600 flanges
- Precision-balanced, adjustable spacer coupling
- Extra high-pressure stuffing box
- Mechanical seal
- Wear rings for bowls and impellers
- Double keyed impellers (shown)
- Thrust balanced impellers
- Low NPSHR impellers
- High strength bowls
- 70 bar (1000 psi); class 45 cast iron
- 100 bar (1450 psi); ductile iron
- Material upgrades (bowls, impellers, shafting)



**D800 Single-Stage, End-Suction Pump**

For lower pressure snowmaking packages leading manufacturers turn to the Flowserve D800 single-stage, end-suction pump. Available in frame-mounted and close-coupled configurations, the D800 offers a large flow and head range and incorporates proven features that reduce and facilitate maintenance.

**D800 Operating Parameters**

- Flows to 455 m<sup>3</sup>/h (2000 gpm)
- Heads to 150 m (500 ft)
- Pressures to 15 bar (220 psi)
- Temperatures from -45°C (-50°F) to 120°C (250°F)



# Vertical Turbine Snowmaking Pumps Models VTP and VPC

## Flowserve Vertical Turbine Pumps Are Serving These Slopes

Alpine Meadows	Butternut Basin	Jackson Hole Resort	Mount St. Anne (Canada)	Snowbird Resort
Alpine Valley	Camelback	Jay Peak	Mount St. Mathieu	Snowmass Ski Area
Alta Ski	Cannon Mountain	Jiminy Peak	Mountain Creek	Soldier Hollow
Alyeska Resort	Canyon Ski	Joeatsu (Japan)	Mystic Mountain	Spanish Peaks
American Ski Company	Canyons, The Cardrona (New Zealand)	Keelson (Korea)	Nakiska (Canada)	Squaw Valley
Andes Tower Hills	Cascade Mountain	Keystone Resort	Nemaeolin Woodlands Resort	Steamboat Ski Resort
Angel Fire Resort	Cataloochie Ski Area	Killington Resort	Northstar at Tahoe	Stowe Mountain Resort
Appalachian Ski	Cherokee	King Pine	Nubs Nob Ski	Stratton Mountain
Arapahoe Basin	Cleary Summit	Kirkwood Ski Resort	Okemo Mountain Resort	Sugar Mountain Ski
Ascutney	Conquistador	Kon Jiam (Korea)	Osler Bluff (Canada)	Sugarbush Resort
Aspen Highlands	Copper Mountain	La Parva Ski Area (Chile)	Ozeiwakura (Japan)	Sugarloaf USA
Aspen Mountain	Coronet Peak (New Zealand)	Labrador Ski Area	Park City	Sun Peaks Resort
Attitash Bear Peak	Crabee Mountain	Lake Placid	Peek'N Peak	Sundance
Balsam Wilderness	Crotched Mountain	Lake Louise Ski Area (Canada)	Perfect North Slopes	Sunday River Ski Resort
Bear Hollow, Olympic Park	Crystal Mountain	Laurel Mountain	Perisher (Australia)	Suzeran Kogan (Japan)
Bear Mountain Ski Resort	Cuchara Valley	Le Relais (France)	Pikes Peak	Tanglewood Lakes
Bear Valley Ski Area	Cypress Mountain (Canada)	Limeone Piemonte (Italy)	Pine Mountain Resort	Telluride
Beaver Creek Resort	Dartmouth Skiway	Loon Mountain	Pleasant Mountain	Tenney Mountain
Beech Mountain Ski Resort	Deer Crest at Deer Valley	Loveland Ski Area	Porter Heights (New Zealand)	Tenzan (Japan)
Belleayre Mountain	Devils Glen	Mad River	Powder Ridge Ski Area	Thredbo Alpine Ski (Australia)
Big Boulder	Doe Mountain	Magic Mountain	Powderhorn Resort	Toyomenka (Japan)
Big Mountain	Eagle Rock	Maple Valley	Ragged Mountain	Treble Cone Ski Area (New Zealand)
Big Sky Resort	Eden Valley (Korea)	Marmot Basin (Canada)	Red Lodge Resort	Tremblant Resort (Canada)
Black Mountain	Elk Mountain	Marquette Mountain	Rio Costella	Turoa (New Zealand)
Blackcomb Ski Area	Fortress Mountain	Mast Hope	Saddleback	Tussey Mountain
Blue Cow Mountain (Australia)	Gold Mine	McCaughey Mountain Ski Area	Seohak (Korea)	Tyrol Basin
Blue Knob	Gray Rocks	Michewei Ski Area	Seven Springs	Vail Resorts
Blue Mountain	Granite Peak Ski Area	Middlebury	Shanty Creek Resort	Valle Nevado Resort (Chile)
Bolton Valley	Great Gorge	Mohawk Mountain	Shawnee Mountain	Vista Ridge Ski Area (Canada)
Bosquet Ski Area	Guilford	Montage Ski	Shiga (Japan)	Whitetail
Boston Mills/Brandywine	Gunstock Ski Area	Monteau	Shiramine (Japan)	Ward Hill
Boyce Park Ski	Hakuba 47 (Japan)	Morrin Heights	Silver Creek	Waterville Valley Ski Resort
Boyne Highlands Ski Area	Hanson Hills Ski	Mt. Abram	Ski Apache	Welch Village
Boyne Mountain Ski	Harbin Ski Area (China)	Mt. Allen	Ski Liberty	Wentworth
Breckenridge	Haystack Mountain	Mt. Shasta Ski Area	Ski Paoli	Whistler Mountains (Canada)
Bretton Woods	Hidden Valley	Mt. Sunapee	Ski Roundtop	Wildcat Ski Area
Brianhead Resort	Highland Hills	Mount Brighton	Ski Searchmont	Wilderness Ski Area
Brighton Ski Area	Homestead Resort	Mount Cranmore	Ski World	Winnona Lakes
Bristol Mountain	Hotham Resort (Australia)	Mount Edourd	Ski Windham	Winter Park Resort
Brodie Mountain	Hunter Mountain	Mount Kosciusko	Smuggler's Notch	Winterplace Resort
Bromley Mountain	Inawashiro (Japan)	Mount Orford	Snow Creek	Wisp Ski Area
Bryce Resort	Jack Frost	Mount Snow Resort	Snow King Ski Area	Wolf Laurel Ski Slopes
Burke Mountain			Snow Trails Ski	Yabuli Training Ground (China)
			Snow Valley	

Bulletin PSS-40-7.1b (E) Printed in USA. May 2008.

© Flowserve Corporation

### To find your local Flowserve representative:

For more information about Flowserve Corporation, visit [www.flowserve.com](http://www.flowserve.com) or call USA 1 800 728 PUMP (7867)

### USA and Canada

Flowserve Corporation  
5215 North O'Connor Blvd.  
Suite 2300  
Irving, Texas 75039-5421 USA  
Telephone: 1 937 890 5839

### Europe, Middle East, Africa

Flowserve Corporation  
Gebouw Hagepoint  
Westbroek 39-51  
4822 ZX Breda  
Netherlands  
Telephone: (31) 76 502 8920

### Latin America

Flowserve Corporation  
Boulevard del Cafetal  
Edificio Ninina, Local 7  
El Cafetal - Caracas  
Venezuela 1061  
Telephone: 58 212 985 3092  
Telefax: 58 212 985 1007

### Asia Pacific

Flowserve Pte. Ltd.  
200 Pandan Loop #06-03/04  
Pantech 21  
Singapore 128388  
Telephone: 65 6771 0600  
Telefax: 65 6779 4607